


## Series 06.6

### Main applications

PV and large coating systems



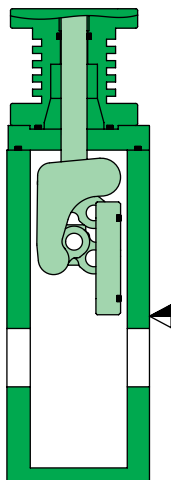
### Ordering information

Valve with pneumatic actuator  
double acting  
with position indicator

Opening sizes	50 × 500 mm ( 1.97" × 19.69") to 300 × 3000 mm (11.81" × 118.11")
Ordering numbers	on request (example: 0660X-VA24- . . . )

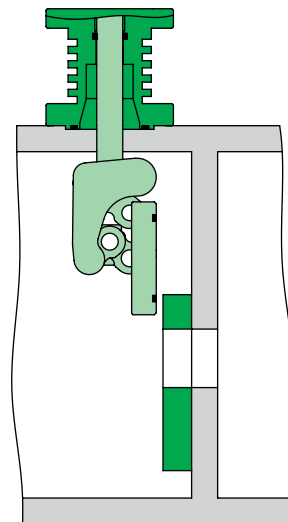
### Types

Valve type V

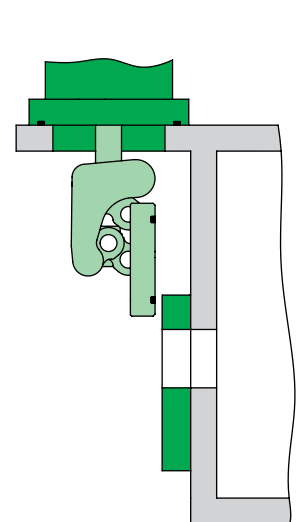


▽ Valve seat side

Insert type I



Door type T

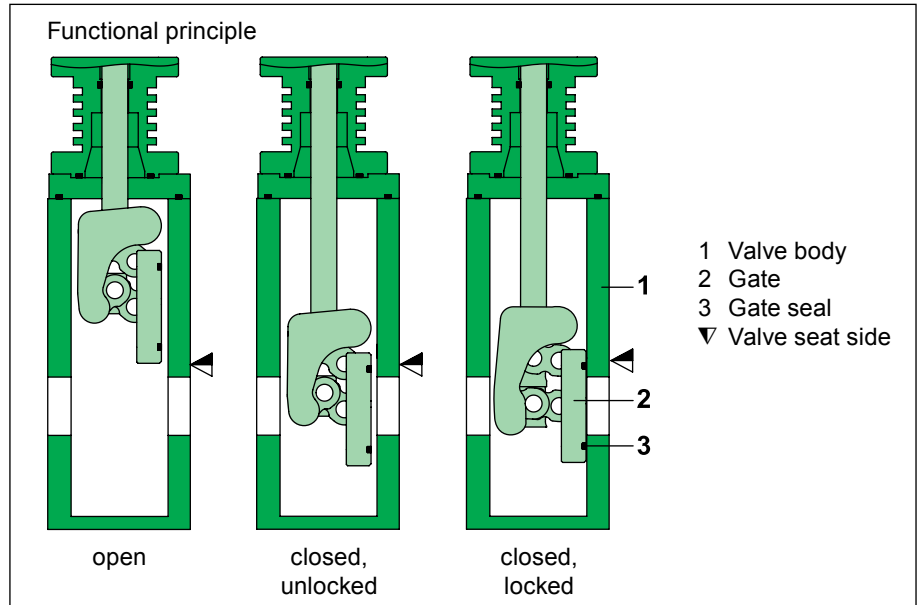


## Features

Body material:  
aluminum or stainless steel

Mechanism designed for harsh process conditions

Modular design:  
allows to realize a wide range of opening sizes



## Technical data

Further data on request

Leak rate <sup>1)</sup>	
– Valve body	$< 1 \cdot 10^{-7}$ mbar ls <sup>-1</sup>
– Valve seat	$< 1 \cdot 10^{-5}$ mbar ls <sup>-1</sup>
Differential pressure on the gate	$\leq 1$ bar
Differential pressure at opening	$\leq 5$ mbar
Cycles until first service <sup>1) 2)</sup>	1 million
Closing or opening time <sup>1)</sup>	$\leq 2.0$ s (with 100 mm opening height)
Temperature <sup>1)</sup>	
– Valve body, flanges	
- aluminum	$\leq 120$ °C
- stainless steel	$\leq 200$ °C
– Actuator, position indicator	$\leq 80$ °C
Material	
– Valve body, gate, flanges	
- aluminum	EN AW-6082 (3.2315), EN AW-5083 (3.3547)
- stainless steel	AISI 304 (1.4301), AISI 316L (1.4404)
– Actuator shafts	AISI 304 (1.4301) hard-chrome plated
Seal	
– Gate, flanges, feedthrough	FKM (Viton®)
Feedthrough	shaft feedthrough
Mounting position <sup>2)</sup>	actuator up, down or lateral
Position indicator: voltage	10–30VDC PNP (NPN optional)

<sup>1)</sup> Maximum values: depending on operating conditions and sealing materials

<sup>2)</sup> In the mounting position «actuator lateral» the cycles until first service will be reduced to 0.5 million

## Options

- Solenoid for impulse actuation 24 VDC (others on request)
- Bellows
- Water cooling in valve body and gate
- Pneumatic locking for open gate position